

Handbook for

basic cutting techniques

Omnigrid®

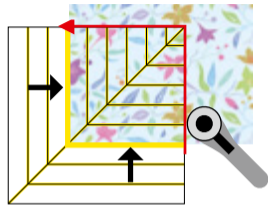


Omnigrid® Square

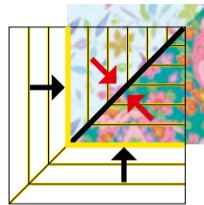
20 x 20 cm
8 x 8 inch



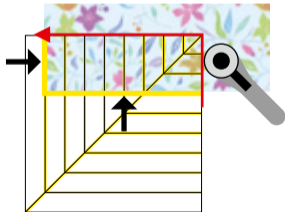
Cutting squares



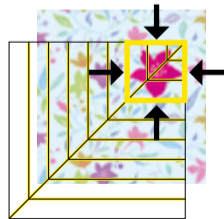
Checking the diagonal



Cutting rectangles

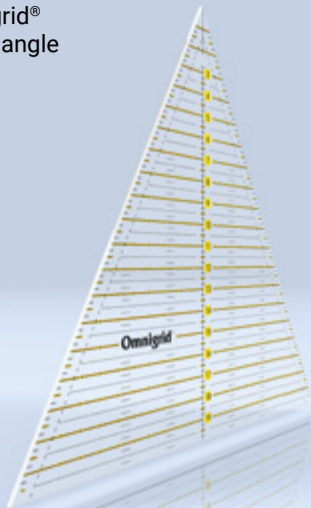


Centering an object

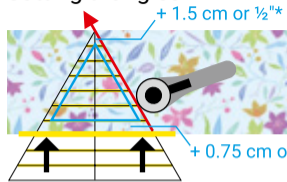


Omnigrid® 60° Triangle

20 cm
8 inch

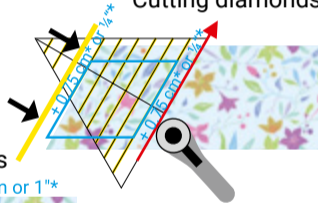


Cutting triangles

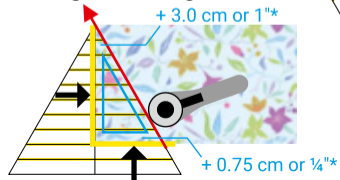


*) seam allowance

Cutting diamonds




Cutting half triangles

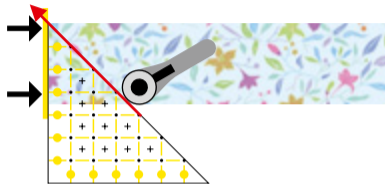


Omnigrid® 45° Triangle

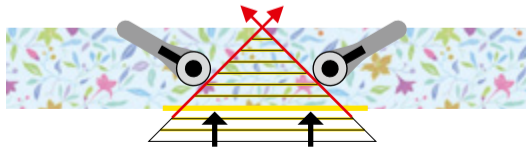
up to 15 cm
up to 20 cm
up to 6 inch
up to 8 inch



Cutting half square triangles



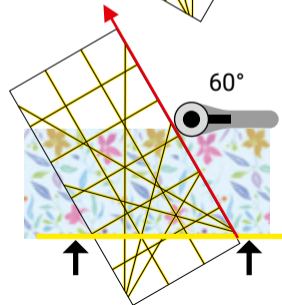
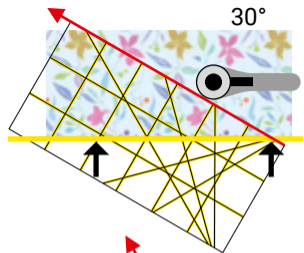
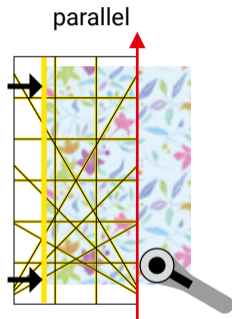
Cutting quarter square triangles



Omnigrid® Universal

3 x 15 cm
3 x 30 cm
10 x 45 cm
15 x 30 cm
15 x 60 cm
15 x 15 cm
31.5 x 31.5 cm

1 x 6 inch
3 x 18 inch
4 x 8 inch
4 x 14 inch
6 x 12 inch
6 x 24 inch
6½ x 24 inch
4 x 4 inch
4½ x 4½ inch
6 x 6 inch
9½ x 9½ inch
12½ x 12½ inch



Tools: Rotary cutter



Maxi
Ø 45 mm
611 370

Super Mini
Ø 18 mm
611 580

Mini
Ø 28 mm
611 371

Maxi Easy
Ø 45 mm
611 379

Jumbo
Ø 60 mm
611 387

Comfort
Ø 45 mm
611 393



Cutting mats




45 x 60 cm
611 465



45 x 60 cm
611 467



30 x 45 cm
611 466



60 x 90 cm
611 468

For further
products & information visit
www.prym.com



Prym Consumer Europe GmbH
Zweifaller Strasse 130, 52224 Stolberg
Germany / Германия
www.prym.com